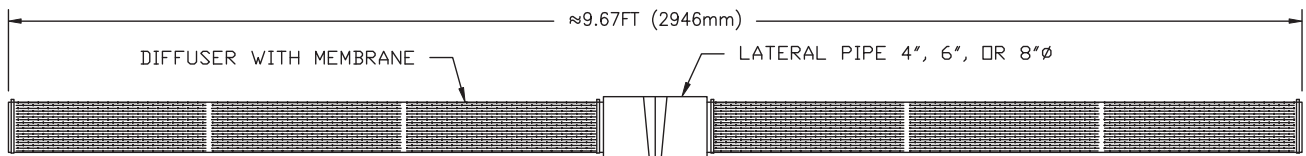


FlexAir™ MiniPanel

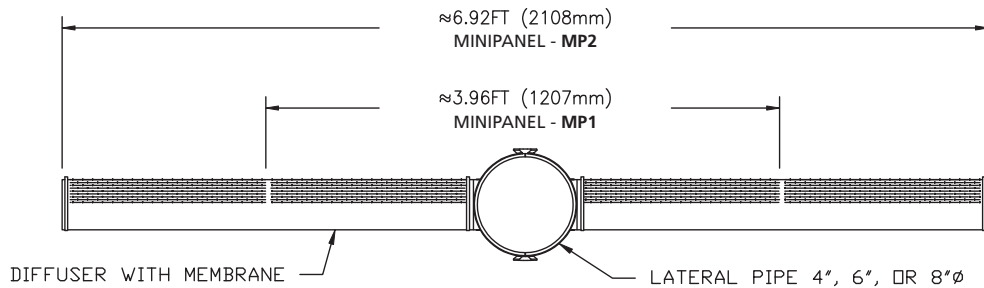
MP1, MP2, & MP3

- Fits 4", 6", 8", 110 mm and 160 mm air piping—plastic or stainless steel
- PVC construction for maximum chemical & UV resistance, and optional CPVC for maximum temperature resistance
- NanoPore™ and MicroPore™ perforation options available to match oxygen transfer, airflow and operating pressure requirements
- Simplex (single-arm) and Duplex (two-arm) configurations possible
- Horizontal projected diffuser area for maximum OTE performance. System geometry supports high-density installations of over 65% floor coverage
- Non-buoyant & cantilever design for reduced stress on mounting connections and for water cooling
- Advanced technology premium-quality membranes available in EPDM, polyurethane, PTFE Matrix™ and others

PLAN VIEW OF MINIPANEL - MP3 DIFFUSER UNIT



SIDE VIEW OF MINIPANEL - MP1 & MP2 DIFFUSER UNIT



METRIC

Diffuser Type	Perforation Type	Design Airflow m ³ /h	Active Surface Area m ²	Operating Buoyancy kg	Dry Weight kg
MP1	Nano	0–4	.082	0.79	1.44
	Micro	0–10	.082	0.79	1.44
MP2	Nano	0–8	.164	1.17	2.30
	Micro	0–20	.164	1.17	2.30
MP3	Nano	0–13	.246	1.54	3.17
	Micro	0–32	.246	1.54	3.17

ENGLISH

Diffuser Type	Perforation Type	Design Airflow scfm	Active Surface Area ft ²	Operating Buoyancy lb	Dry Weight lb
MP1	Nano	0–2.5	.88	2.6	4.7
	Micro	0–6.5	.88	2.6	4.7
MP2	Nano	0–5	1.76	3.85	7.55
	Micro	0–13	1.76	3.85	7.55
MP3	Nano	0–8	2.64	5.05	10.4
	Micro	0–20	2.64	5.05	10.4

- * Values listed are per tube unless noted
- * For high-capacity units, active area & air capacity doubled.
- Optimum oxygen transfer efficiency is achieved when operating in the middle to low end of the airflow range.
- The approximate operating pressure of the diffuser at the mid-range is 13 to 16 inches (3.2–4.0 kPa).
- Operating the unit at the high end of the range will result in reduced performance and increased operating pressure.
- Use the maximum airflow value for short-term operations such as peak loads or system maintenance.
- Short-term operation (peak conditions) up to 2x design airflow.

FlexAir™ MiniPanel: MP1, MP2, & MP3



Processes:
Biological Aeration
Activated Sludge Processes
Oxidation Ditch
Sequence Batch Reactors (SBR)
Membrane Bio Reactors (MBR)
Moving Bed Bio Reactors (MBBR)
Sludge Stabilization/Digestion
Package Plants



Applications:
Municipal Wastewater
Industrial Wastewater
Fixed Grid Systems
Lift-Out Systems
High Density
High Oxygen Transfer
Low Head Loss



Industries:
Food and Drink
Dairy and Cheese
Pulp and Paper
Oil and Gas
Animal Processing
Leachate
Energy and Power
Pharmaceutical



EDI has demonstrated success in more than 7,000 installations in over 100 countries worldwide—serving over 400 million people.

Please contact your local office below for details of our proven products, systems, and processes.



EDI Europe
Design, Manufacturing & Warehouse
Tel: +44-1295-810581
edi.Europe@EnvironmentalDynamics.com

Germany
Design Office
Tel: +49-(0)9073 921212
edi.Germany@EnvironmentalDynamics.com

France
Design Office
Tel: +33-(0)-781-548-529
edi.France@EnvironmentalDynamics.com

North America: Global Headquarters
Design, Manufacturing and Warehouse
Tel: +1-573-474-9456
edi.NorthAmerica@EnvironmentalDynamics.com

Mexico
Design Office
Tel: +1-877-334-2478
edi.Mexico@EnvironmentalDynamics.com

Singapore (SEA)
Design and Warehouse
Tel: +65-6521-4536
edi.Asia@EnvironmentalDynamics.com

China
Design Office
Tel: +86-10-5957-4336
edi.China@EnvironmentalDynamics.com

Japan
Design Office
Tel: +81-3-5789-9140
edi.Japan@EnvironmentalDynamics.com

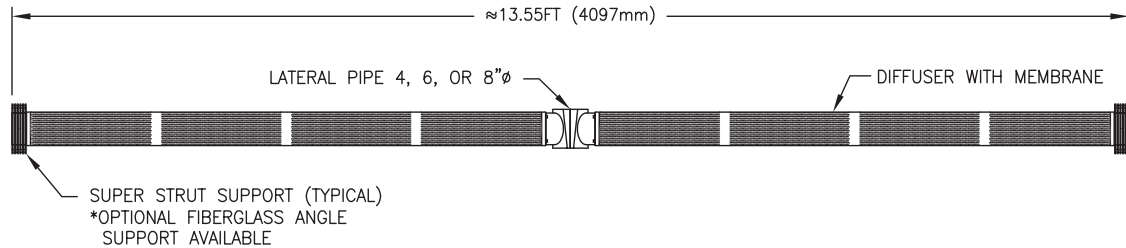
India
Design and Manufacturing Office
Tel: +91-22-2422-4228
edi.India@EnvironmentalDynamics.com

FlexAir™ MiniPanel

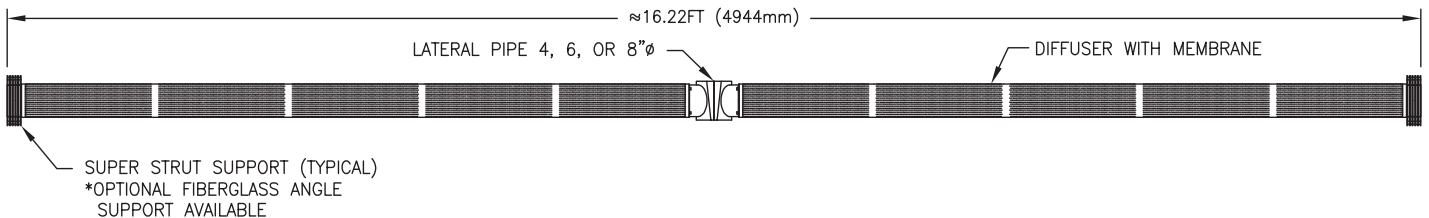
MP4 & MP5

- Mounts to 4", 6", 8", 110 mm and 160 mm air piping
- PVC/ABS construction for maximum chemical & UV resistance, and optional CPVC for maximum temperature resistance
- NanoPore™ and MicroPore™ perforation options available for engineered OTE and operating pressure requirements
- Tips supported for leveling and support
- Horizontal projected diffuser area for maximum OTE performance. System geometry supports high-density installations of over 65% floor coverage
- Non-buoyant design for reduced stress on mounting connections and for water cooling
- Advanced technology premium-quality membranes available in EPDM, polyurethane, PTFE Matrix™ and others

PLAN VIEW OF MINIPANEL - MP4 DIFFUSER UNIT



PLAN VIEW OF MINIPANEL - MP5 DIFFUSER UNIT



METRIC

Diffuser Type	Perforation Type	Design Airflow m ³ /h	Active Surface Area m ²	Operating Buoyancy kg	Dry Weight kg
MP4	Nano	0-17	.328	1.875	4.24
	Micro	0-42	.328	1.875	4.24
MP5	Nano	0-22	.410	2.35	5.15
	Micro	0-52	.410	2.35	5.15

ENGLISH

Diffuser Type	Perforation Type	Design Airflow scfm	Active Surface Area ft ²	Operating Buoyancy lb	Dry Weight lb
MP4	Nano	0-11	3.52	6.15	13.9
	Micro	0-26	3.52	6.15	13.9
MP5	Nano	0-14	4.40	7.70	16.9
	Micro	0-33	4.40	7.70	16.9

- * Values listed are per tube unless noted
- * For high-capacity units, active area & air capacity doubled.
- Optimum oxygen transfer efficiency is achieved when operating in the middle to low end of the airflow range.
- The approximate operating pressure of the diffuser at the mid-range is 13 to 16 inches (3.2-4.0 kPa).
- Operating the unit at the high end of the range will result in reduced performance and increased operating pressure.
- Use the maximum airflow value for short-term operations such as peak loads or system maintenance.
- Short-term operation (peak conditions) up to 2x design airflow.

FlexAir™ MiniPanel: MP4 & MP5



Processes:

Biological Aeration
Activated Sludge Processes
Oxidation Ditch
Sequence Batch Reactors (SBR)
Membrane Bio Reactors (MBR)
Moving Bed Bio Reactors (MBBR)
Sludge Stabilization/Digestion
Package Plants



Applications:

Municipal Wastewater
Industrial Wastewater
Fixed Grid Systems
Lift-Out Systems
High Density
High Oxygen Transfer
Low Head Loss



Industries:

Food and Drink
Dairy and Cheese
Pulp and Paper
Oil and Gas
Animal Processing
Leachate
Energy and Power
Pharmaceutical



EDI has demonstrated success in more than 7,000 installations in over 100 countries worldwide—serving over 400 million people.

Please contact your local office below for details of our proven products, systems, and processes.



EDI Europe

Design, Manufacturing & Warehouse
Tel: +44-1295-810581
edi.Europe@EnvironmentalDynamics.com

Germany

Design Office
Tel: +49-(0)9073 921212
edi.Germany@EnvironmentalDynamics.com

France

Design Office
Tel: +33-(0)-781-548-529
edi.France@EnvironmentalDynamics.com

North America: Global Headquarters

Design, Manufacturing and Warehouse
Tel: +1-573-474-9456
edi.NorthAmerica@EnvironmentalDynamics.com

Mexico

Design Office
Tel: +1-877-334-2478
edi.Mexico@EnvironmentalDynamics.com

Singapore (SEA)

Design and Warehouse
Tel: +65-6521-4536
edi.Asia@EnvironmentalDynamics.com

China

Design Office
Tel: +86-10-5957-4336
edi.China@EnvironmentalDynamics.com

Japan

Design Office
Tel: +81-3-5789-9140
edi.Japan@EnvironmentalDynamics.com

India

Design and Manufacturing Office
Tel: +91-22-2422-4228
edi.India@EnvironmentalDynamics.com