

SM2 SCRUBBER DRYERS

Small professional machine

Battery (SM2 45), battery with traction motor (SM2 45T/55T), or equipped with a power cable (SM2 45E).

Optimal for working on surfaces up to 1,600 m².



SM2 45T/55T
SM2 45
SM2 45E

Warranty: 2 Years - Parts & Labour (Except for non-compliant uses)

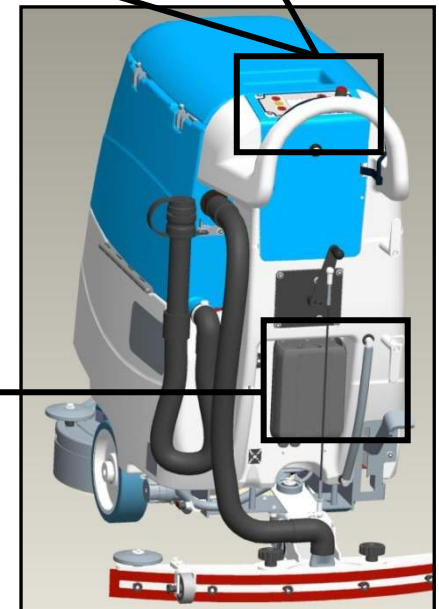
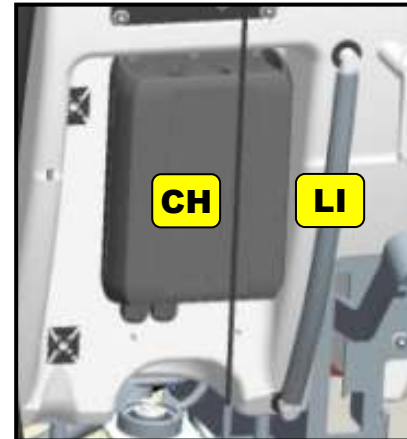
SM2 SCRUBBER DRYERS

| Model | SM 45E | SM2 45 | SM2 45T | SM2 55T |
|-------------------------------------|--------|---------|---------|---------|
| Features | | | | |
| Work corridor mm | 450 | 450 | 450 | 550 |
| Work capacity m ² /h | 1000 | 1000 | 1300 | 1600 |
| Traction | | | | |
| Motor: Power (W) | ----- | ----- | 150 | 150 |
| Brushes | | | | |
| Motor: Quantity/Power No./W | 1x450 | 1x370 | 1x370 | 2x200 |
| Suction | | | | |
| Motor: Power (W) | 550 | 500 | 500 | 500 |
| Tanks | | | | |
| Tank capacity (Dirty/clean water) l | 45/55 | 45/55 | 45/55 | 45/55 |
| Batteries | | | | |
| Capacity V/Ah (5h) | ----- | 2x12/90 | 2x12/90 | 2x12/90 |

SM2 SCRUBBER DRYERS

- ❖ Very compact, small dimensions and then particularly manoeuvrable
- ❖ Simple and intuitive instructions for the machine controls
- ❖ Maximally reduced operating sound level
- ❖ Water tank with level indicator_LI
- ❖ Integrated battery charger _CH (Option for: SM2 45 and SM2 45T/55T). It is possible to charge the batteries in less than 8 hours

EASY TO USE
CONFORTABLE AND SAFE



SM2 SCRUBBER DRYERS

- ❖ High amount of power used
- ❖ Motor-reduction gear unit for brush with parallel axes:
improving transmission performance.
Very efficient transmission

HIGH PERFORMANCE

- ❖ High-capacity battery (SM2 45 and SM2 45T/55T)
- ❖ Large capacity of the tanks


HIGH DEGREE OF AUTONOMY



SM2 SCRUBBER DRYERS

- ❖ Availability of brushes with different kinds of bristles
- ❖ Ability to use training devices for different Pad types
- ❖ Solution output regulation
- ❖ For SM2 45T/55T: speed control
- ❖ For SM2 45/45T/55T: detergent percentage control (on request)

ABLE TO CLEAN ALL TYPES OF FLOORS



- ❖ Detergent percentage control (on request)
- ❖ Detergent tank (on request)




- ❖ Water flow control
- ❖ Speed control

SM2 SCRUBBER DRYERS

- ❖ Dryer with natural rubber wipers
- ❖ Particular geometry and weight of the dryer
- ❖ Optimised hardness and thickness of the squeegees

EXCELLENT DRYING



Dryer

VERSATILITY OF USE

- ❖ **TYPE OF FLOOR:** tiles, stoneware, ceramic, clinker, marble, granite, cement, linoleum, rubber, Palladian, porphyry, moulded PVC) which are particularly dirty and rough, and as a result:
- ❖ **AREAS OF USE:** industrial settings, offices, public buildings such as schools and hospitals, airports, sports centres, and shopping centres)

SM2 SCRUBBER DRYERS

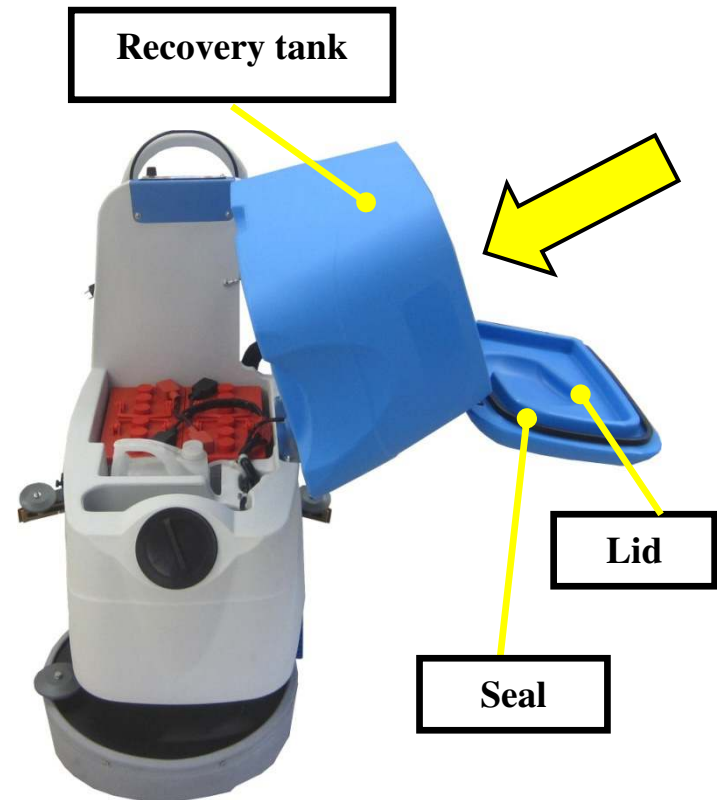
- ❖ **SM2 45 and SM2 45T/55T:**
Electrical design with battery CUT-OFF system. (Below a predetermined battery charge level the brush motor will come to a halt)

IMPROVED BATTERY LIFE

SM2 SCRUBBER DRYERS

- ❖ It is possible to reverse the recovery tank and its lid on the same side and then the tank is easily and fully accessible
- ❖ Dirty water tank which can be easily removed and inspected, equipped with a discharge tube
- ❖ The seal of the lid can be removed without tools and can therefore be easily cleaned

EASY TO CLEAN



SM2 SCRUBBER DRYERS

- ❖ Tanks made of shock-resistant material
- ❖ Highly reliable of components
- ❖ Constructive simplicity, easy access to all components and then easy maintenance
- ❖ Blades can be used on all 4 corners
- ❖ Replacement of blades without tools
- ❖ The components exposed to the oxidation are treated. In particular the squeegee is galvanized and then painted
- ❖ Electric system protected from water and steam

LOWER MAINTENANCE COSTS

