

Submersible pumps

-  Filthy water
-  Domestic use
-  Civil use



PERFORMANCE RANGE

- Flow rate up to **650 l/min** (39 m³/h)
- Head up to **14 m**

APPLICATION LIMITS

- **10 m** maximum immersion depth (with a sufficiently long power cable)
- Maximum liquid temperature **+40 °C**
- Passage of solids:
 - up to **Ø 40 mm** for VXC /35-N
 - up to **Ø 50 mm** for VXC /45-N
- Minimum immersion depth for continuous service:
 - **280 mm** for VXC /35-N
 - **300 mm** for VXC /45-N

CONSTRUCTION AND SAFETY STANDARDS

- **10 m** long power cable
- Float switch for single-phase versions

EN 60335-1
IEC 60335-1
CEI 61-150

EN 60034-1
IEC 60034-1
CEI 2-3



CERTIFICATIONS

Company with management system certified DNV
ISO 9001: QUALITY
ISO 14001: ENVIRONMENT AND SAFETY



INSTALLATION AND USE

VXC series pumps, made from heavy gauge cast iron offering exceptional sturdiness and abrasion resistance, come equipped with a VORTEX impeller and are therefore suitable for draining **waste water containing suspended solids, filthy water and mixed with mud.**

PATENTS - TRADE MARKS - MODELS

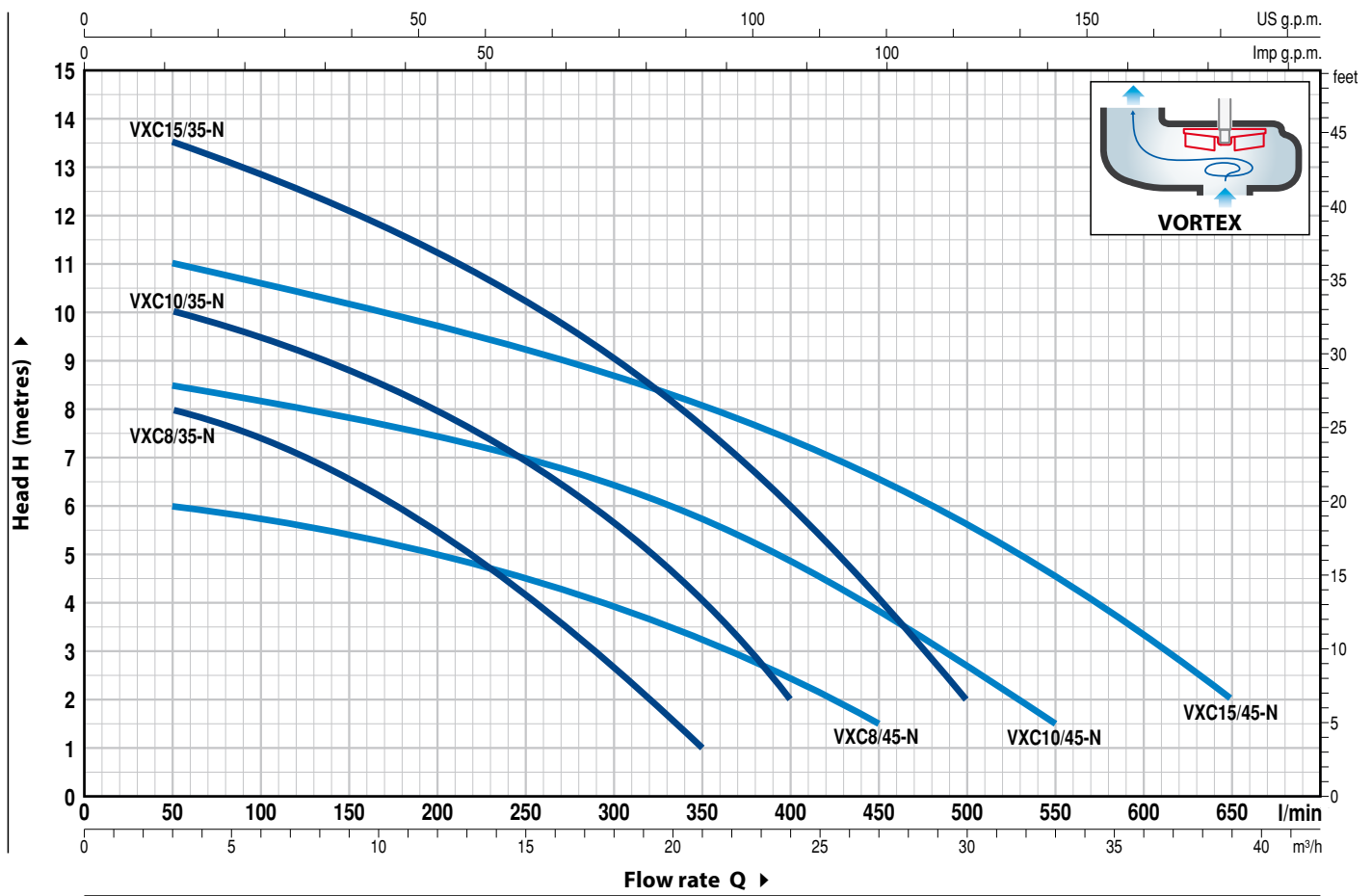
- Patent Pending n. BO2015A000116
- Registered EU Design n. 002501486-0003

OPTIONS AVAILABLE ON REQUEST

- Single-phase pumps without float switch
- Other voltages or 60 Hz frequency

CHARACTERISTIC CURVES AND PERFORMANCE DATA

50 Hz n= 2900 rpm



MODEL		POWER (P ₂)		Q	H metres													
Single-phase	Three-phase	kW	HP		0	3	6	12	18	21	24	27	30	33	36	39		
				l/min	0	50	100	200	300	350	400	450	500	550	600	650		
VXCm 8/35 -N	VXC 8/35 -N	0.55	0.75		9	8	7.5	5.5	2.7	1								
VXCm 10/35-N	VXC 10/35-N	0.75	1		11	10	9.5	8	5.7	4	2							
VXCm 15/35-N	VXC 15/35-N	1.1	1.5		14	13.5	12.8	11.2	9	7.7	6	4	2					
VXCm 8/45 -N	VXC 8/45 -N	0.55	0.75		6.5	6	5.8	5	4	3.3	2.5	1.5						
VXCm 10/45-N	VXC 10/45-N	0.75	1		9	8.5	8.2	7.5	6.5	5.8	5	3.8	2.5	1.5				
VXCm 15/45-N	VXC 15/45-N	1.1	1.5		11.5	11	10.5	9.8	8.7	8	7.5	6.5	5.5	4.5	3.5	2		

Q = Flow rate H = Total manometric head

Tolerance of characteristic curves in compliance with EN ISO 9906 Grade 3B.

POS. COMPONENT CONSTRUCTION CHARACTERISTICS

1 PUMP BODY	Cast iron with an Epoxy Electro Coating treatment, with threaded port in compliance with ISO 228/1				
2 BASE	Stainless steel AISI 304				
3 IMPELLER	Stainless steel AISI 304 VORTEX type				
4 MOTOR CASING	Cast iron with an Epoxy Electro Coating treatment				
5 MOTOR CASING PLATE	Stainless steel AISI 304				
6 MOTOR SHAFT	Stainless steel EN 10088-3 - 1.4104				
7 SHAFT WITH DOUBLE MECHANICAL SEAL SEPARATED BY AN OIL CHAMBER					
<i>Seal Model</i>	<i>Shaft Diameter</i>	<i>Position</i>	<i>Stationary ring</i>	<i>Rotational ring</i>	<i>Elastomer</i>
MG1-14D SIC	Ø 14 mm	Motor side	Silicon carbide	Graphite	NBR
		Pump side	Silicon carbide	Silicon carbide	NBR
8 BEARINGS	6203 ZZ / 6203 ZZ				

9 CAPACITOR

<i>Pump</i>	<i>Capacitance</i>	
<i>Single-phase</i>	<i>(230 V or 240 V)</i>	<i>(110 V)</i>
VXCm 8/35 -N	20 µF 450 VL	30 µF - 250 VL
VXCm 8/45 -N		
VXCm 10/35 -N		
VXCm 10/45 -N		
VXCm 15/35 -N	25 µF 450 VL	-
VXCm 15/45 -N		

10 ELECTRIC MOTOR

VXCm: single-phase 230 V - 50 Hz
with thermal overload protector incorporated into the winding

VXC: three-phase 400 V - 50 Hz

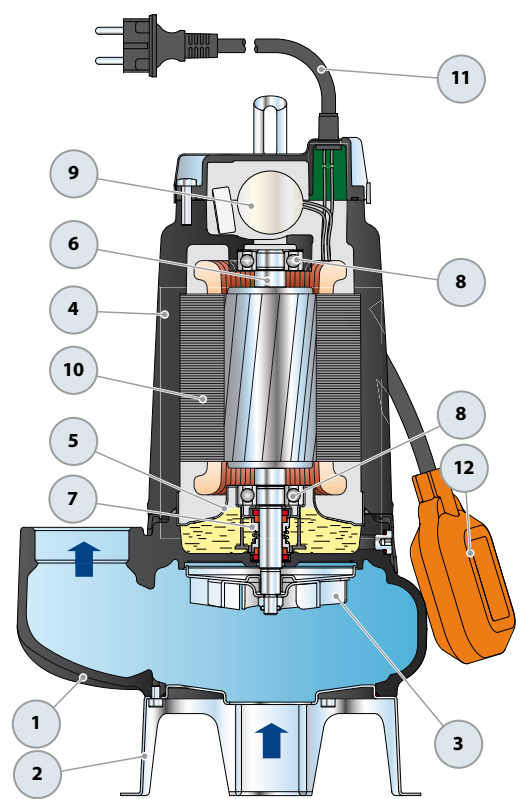
- Insulation: class F
- Protection: IP X8

11 POWER CABLE

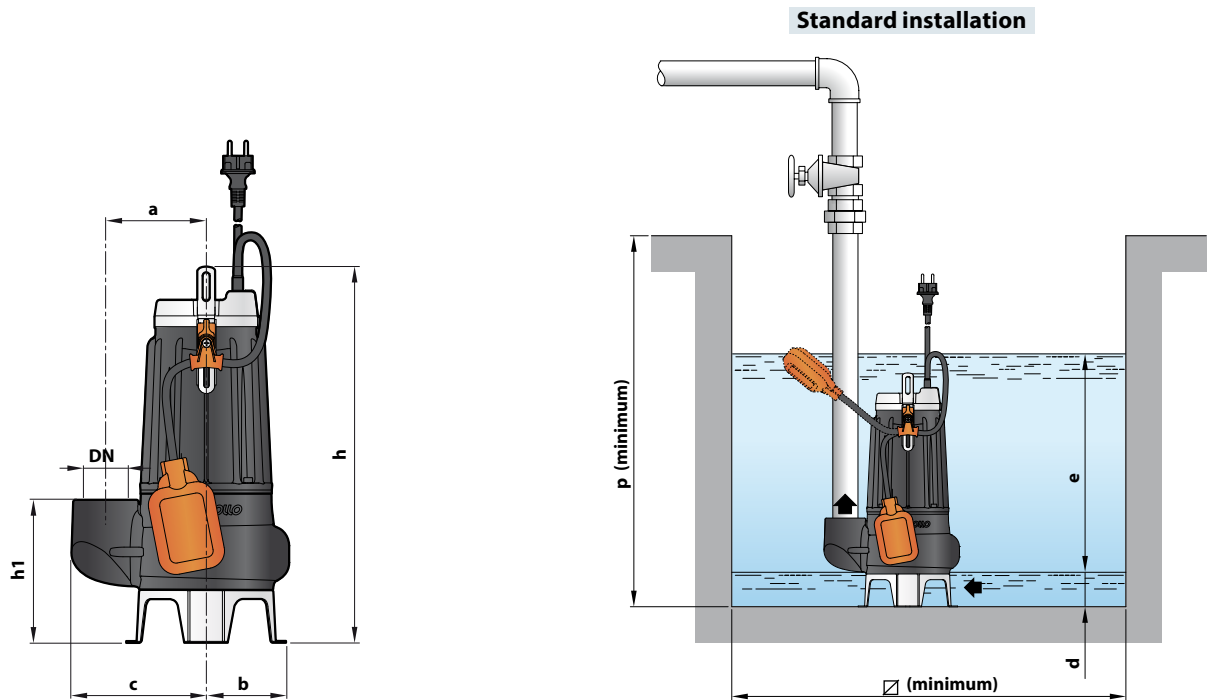
"H07 RN-F" type
(with Schuko plug for single-phase versions only)

Standard length 10 metres

12 FLOAT SWITCH
(only for single-phase versions)



DIMENSIONS AND WEIGHT



MODEL		PORT DN	Passage of solids	DIMENSIONS mm									kg						
Single-phase	Three-phase			a	b	c	h	h1	d	e	p	Ø	1~	3~					
VXCm 8/35 -N	VXC 8/35 -N	1½"	Ø 40 mm	115	95	148	388	139	50	variable	500	500	17.0	16.7					
VXCm 10/35-N	VXC 10/35-N						403						17.8	16.7					
VXCm 15/35-N	VXC 15/35-N						403						19.4	18.4					
VXCm 8/45 -N	VXC 8/45 -N	2"	Ø 50 mm			115	95	155	413				164	60	variable	500	500	17.5	17.2
VXCm 10/45-N	VXC 10/45-N								428									18.3	17.2
VXCm 15/45-N	VXC 15/45-N								428									19.9	18.9

ABSORPTION

MODEL	VOLTAGE		
	230 V	240 V	110 V
Single-phase	230 V	240 V	110 V
VXCm 8/35 -N	3.5 A	3.4 A	7.0 A
VXCm 10/35-N	4.8 A	4.6 A	9.6 A
VXCm 15/35-N	7.4 A	7.1 A	-
VXCm 8/45 -N	3.7 A	3.5 A	7.4 A
VXCm 10/45-N	5.0 A	4.8 A	10.0 A
VXCm 15/45-N	7.1 A	6.8 A	-

MODEL	VOLTAGE			
	230 V	400 V	240 V	415 V
Three-phase	230 V	400 V	240 V	415 V
VXC 8/35 -N	3.0 A	1.7 A	2.9 A	1.65 A
VXC 10/35-N	3.5 A	2.0 A	3.4 A	1.95 A
VXC 15/35-N	5.2 A	3.0 A	5.0 A	2.9 A
VXC 8/45 -N	3.2 A	1.8 A	3.1 A	1.75 A
VXC 10/45-N	3.5 A	2.0 A	3.4 A	1.95 A
VXC 15/45-N	5.2 A	3.0 A	5.0 A	2.9 A

PALLETIZATION

MODEL		GROUPAGE n. pumps	CONTAINER n. pumps
Single-phase	Three-phase		
VXCm 8/35 -N	VXC 8/35 -N	60	80
VXCm 10/35-N	VXC 10/35-N	60	80
VXCm 15/35-N	VXC 15/35-N	60	80
VXCm 8/45 -N	VXC 8/45 -N	54	72
VXCm 10/45-N	VXC 10/45-N	54	72
VXCm 15/45-N	VXC 15/45-N	54	72