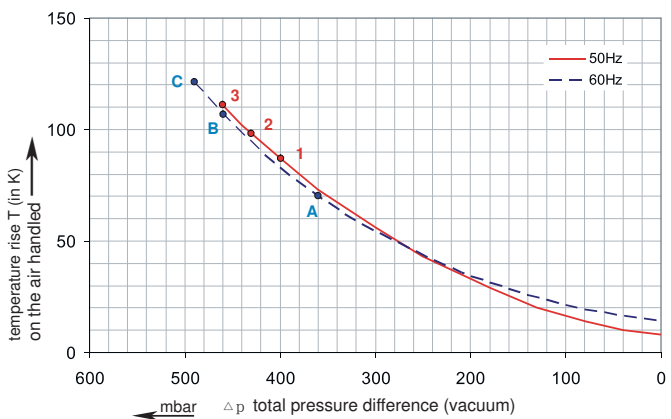
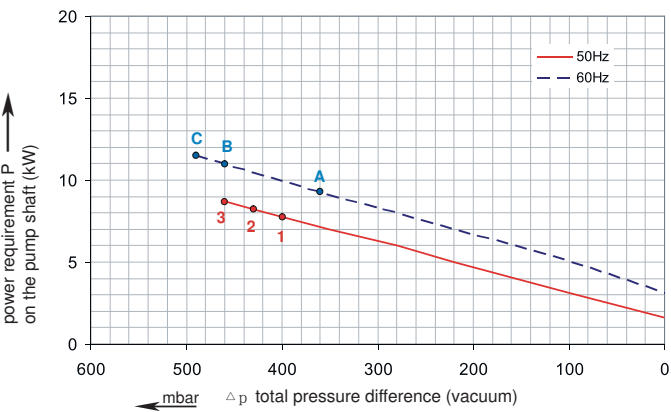
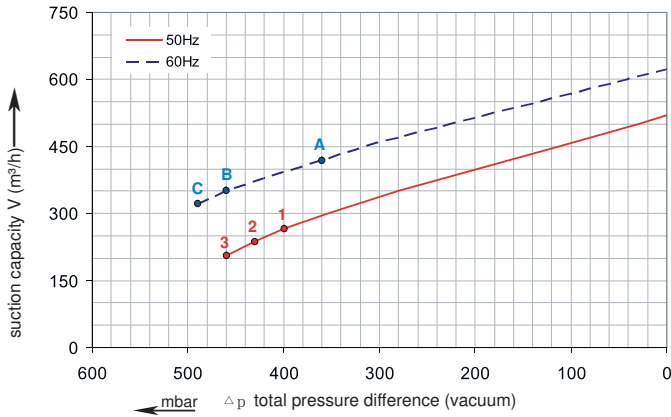


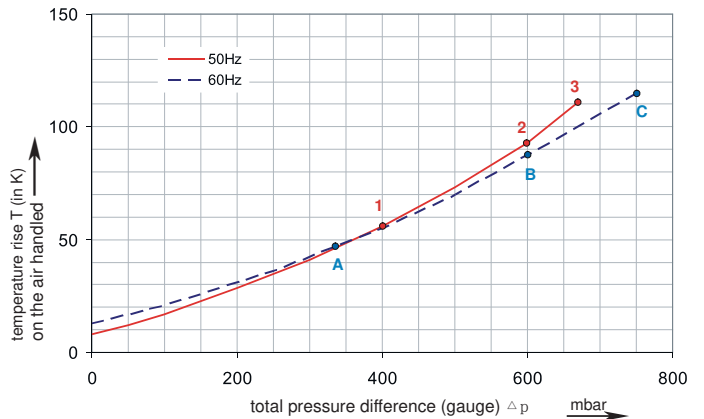
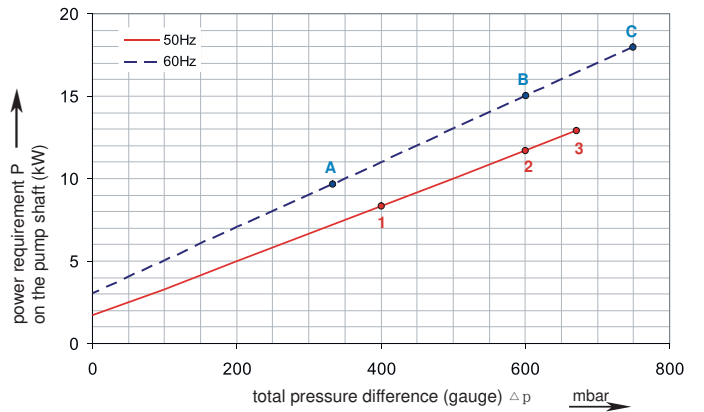
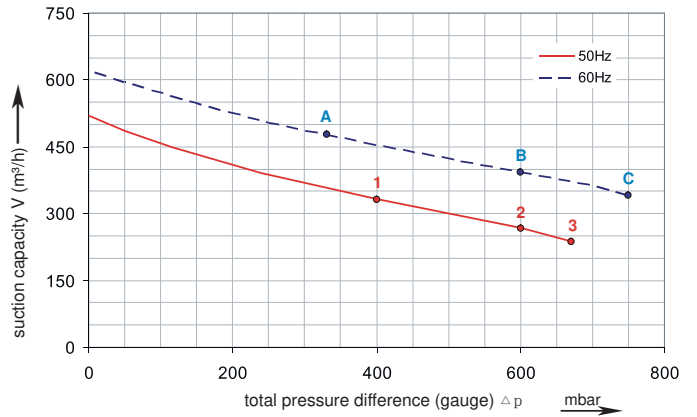
2RSC 50-65

Performance curve for Vacuum pump



2RSC50-65

Performance curve for Compressor

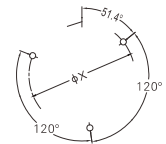
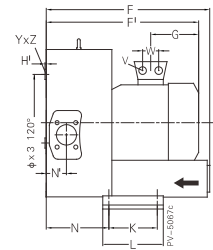
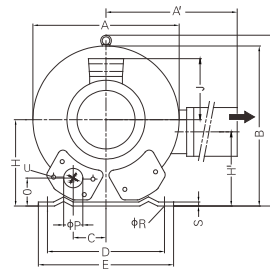


The performance curves are based on air at a temperature of 15 °C and an atmospheric pressure of 1013 mbar with a tolerance of +/- 10 %. The total pressure differences are valid for suction and ambient temperatures up to 25 °C. For other conditions please confer with us.

Each RSC type can be applied both as vacuum pump and compressor in continuous operation over the total stated performance curve range. The motors are available as standard for the input voltage range of 50 and 60 Hz and for protection category IP 55

2RSC50-65

Curve No.	Model	Freq. (Hz)	Rated power (KW)	Voltage (V)	Current (A)	Sound Level [dB(A)]	Weight (Kg)
1	2RSC50-65 7.5T	50	7.5	345-415Δ / 600-720Y	16.7Δ / 9.6Y	74	86
A	2RSC50-65 7.5T	60	8.6	380-480Δ / 660-720Y	17.3Δ / 10.0Y	78	86
2	2RSC50-65 11.0T	50	11.0	345-415Δ / 600-720Y	28.0Δ / 16.2Y	74	104
B	2RSC50-65 11.0T	60	12.6	380-480Δ / 660-720Y	29.0Δ / 16.7Y	78	104
3	2RSC50-65 15.0T	50	15.0	345-415Δ / 600-720Y	32.5Δ / 18.8Y	74	120
C	2RSC50-65 15.0T	60	17.3	380-480Δ / 660-720Y	34.5Δ / 19.9Y	78	120



Model	A	A'	B	C	D	E	F	G	H	H'	J	K	L	M	N	N'
2RSC50-65 7.5T	500	549	490	-	356	545	545	247	240	199	167	170	217	140	236	84
2RSC50-65 11.0T	500	549	490	-	356	545	717	318	240	199	197	170	217	312	212	84
2RSC50-65 15.0T	500	549	490	152	356	545	717	318	240	199	197	170	217	312	212	84

Model	O	ØP	S	ØX	YxZ	X-Holes
2RSC50-65 7.5T	65	3"	15	6	286	M12x20 58°/171°/291°
2RSC50-65 11.0T	105	3"	15	6	286	M12x20 58°/171°/291°
2RSC50-65 15.0T	105	3"	15	6	286	M12x20 58°/171°/291°